

Customer Approved
Date:

Model No.:
LB1102AW1S1D-C01C2

DATA SHEET


Issue Date: 2019.02.26
Issue No.: LTD-1102A-007
REVISION: V1

Designer	Checker	Approver
<i>Lisa</i>	<i>Rock</i>	<i>Allen</i>

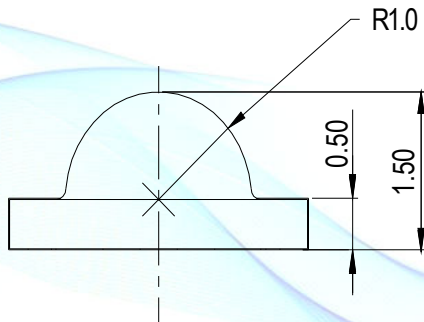
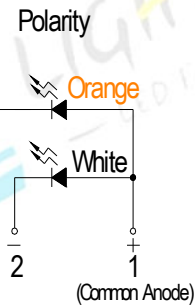
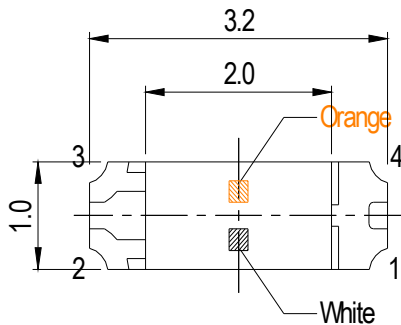
Multi-Color Type ■ Side view 3210 Package
LB1102AW1S1D-C01C2

Features

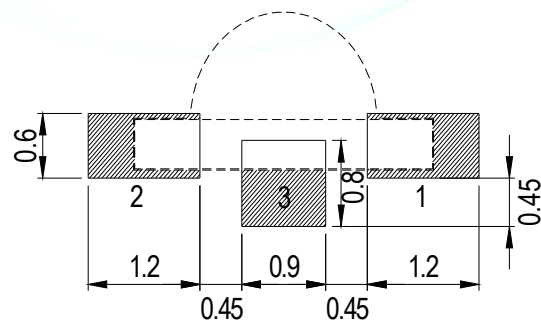
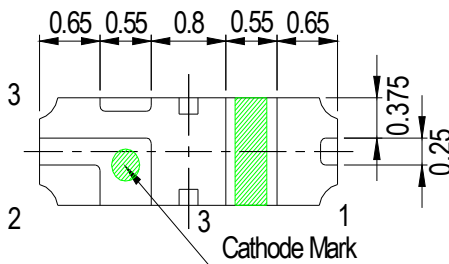
- Side view 3210 package
- Wide viewing angle
- Compatible with infrared and vapor phase reflow solder process
- Pb-free
- RoHS compliant



Package Dimensions



Recommended Solder Pad



Note:

Tolerance unless mentioned is ± 0.1 mm, Unit = mm.

Applications

- Indoor signage display applications
- Indoor decorating and design
- Signal and Symbol Luminary
- Automotive Telecommunication
- Switch lights

Device Selection Guide

Emitted Color	Resin Color
White/Orange	Yellow Diffused

Absolute Maximum Ratings (T_{Soldering}=25°C)

Parameter	Symbol	Rating	Unit
Forward Current	I _F	25	mA
Peak Forward Current (Duty 1/10 @1ms)	I _{FP}	60	mA
Power Dissipation	P _d	White:95	mW
		Orange:60	mW
Operating Temperature	T _{opr}	-40 ~ +85	°C
Storage Temperature	T _{stg}	-40 ~ +100	°C
Soldering Temperature	T _{sol}	Reflow Soldering : 260°C for 10 sec. Hand Soldering : 350°C for 3 sec.	
Reverse Voltage	V _R	5	V

Note:

The products are sensitive to static electricity and must be carefully taken when handling products.

Electro-Optical Characteristics (T_{Soldering}=25°C)

Parameter	Symbol	Color	Min.	Typ.	Max.	Unit	Condition
Luminous Intensity	I _V	White	112	--	285	mcd	I _F =5mA
		Orange	18	--	45	mcd	
Dominant Wavelength	λ _D	White	--	--	--	/	I _F =5mA
		Orange	600	--	610	nm	
Forward Voltage	V _F	White	2.6	--	3.2	V	I _F =5mA
		Orange	1.6	--	2.2	V	
Viewing Angle	2θ _{1/2}	-	-	130	-	deg	I _F =5mA
Reverse Current	I _R	White	-	-	1	μA	V _R =5V
		Orange	-	-	1	μA	

Bin Code Description

White: Bin Range of Luminous Intensity

Bin Code	Min.	Max.	Unit	Condition
R	112	180	mcd	I _F =5mA
S	180	285		

Orange: Bin Range of Luminous Intensity

Bin Code	Min.	Max.	Unit	Condition
M	18.0	28.5	mcd	I _F =5mA
N	28.5	45.0		

Notes:

1. Tolerance of Luminous Intensity ±10%.
2. Tolerance of Dominant Wavelength : ±1nm.
3. Tolerance of Forward Voltage : ±0.1V.

White : Bin Range of Chromaticity Coordinates

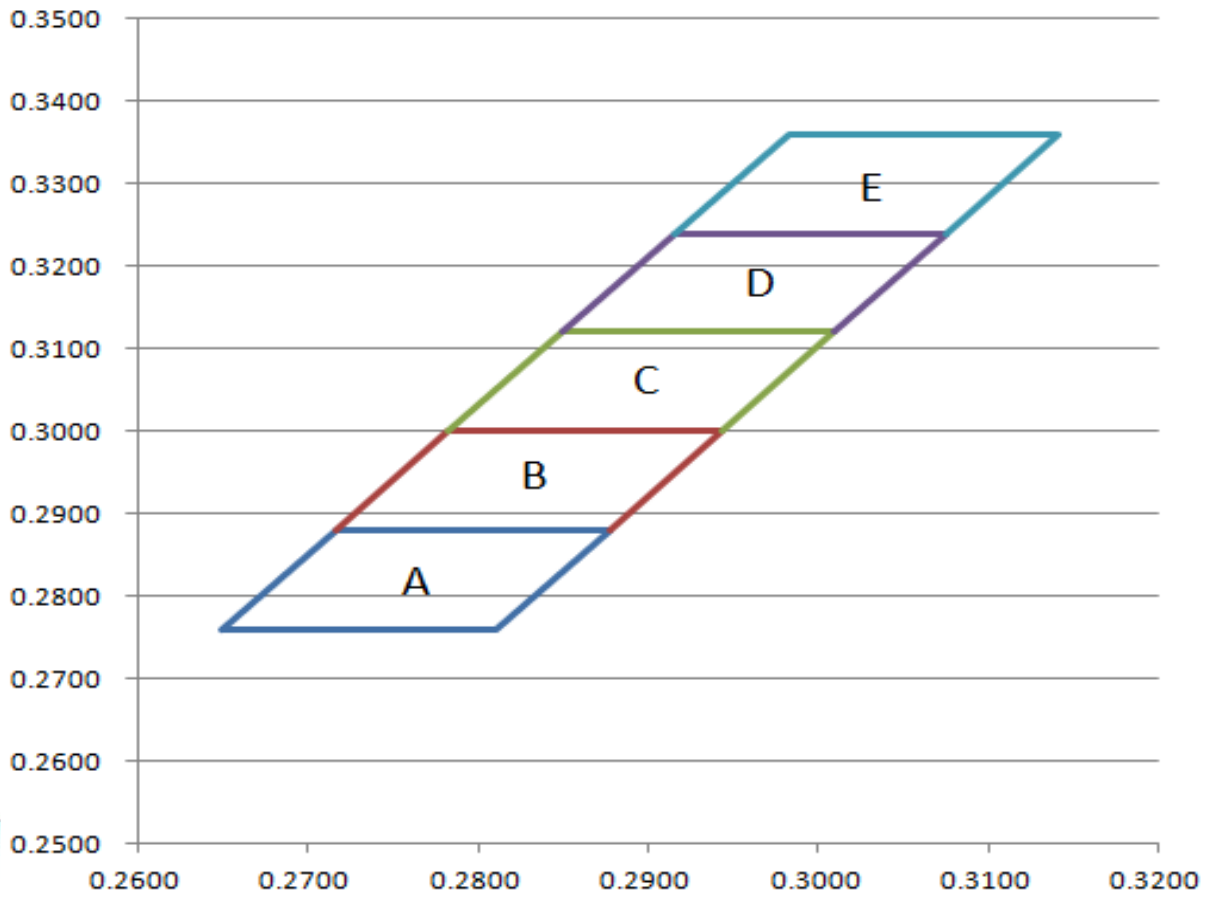
Bin Code	CIE_x	CIE_y	Bin Code	CIE_x	CIE_y
A	0.2650	0.2760	B	0.2717	0.2880
	0.2717	0.2880		0.2783	0.3000
	0.2877	0.2880		0.2943	0.3000
	0.2810	0.2760		0.2877	0.2880
C	0.2783	0.3000	D	0.2850	0.3120
	0.2850	0.3120		0.2916	0.3240
	0.3009	0.3120		0.3075	0.3240
	0.2943	0.3000		0.3009	0.3120
E	0.2916	0.3240			
	0.2982	0.3360			
	0.3141	0.3360			
	0.3075	0.3240			

Note:

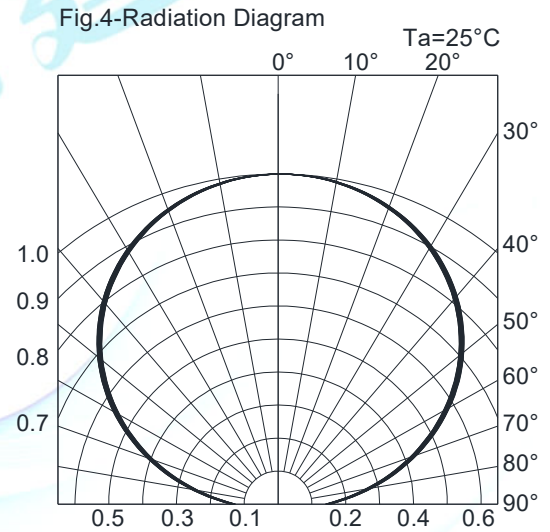
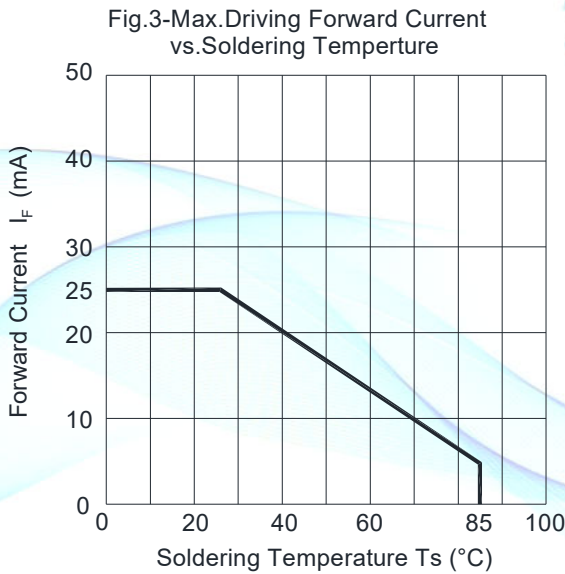
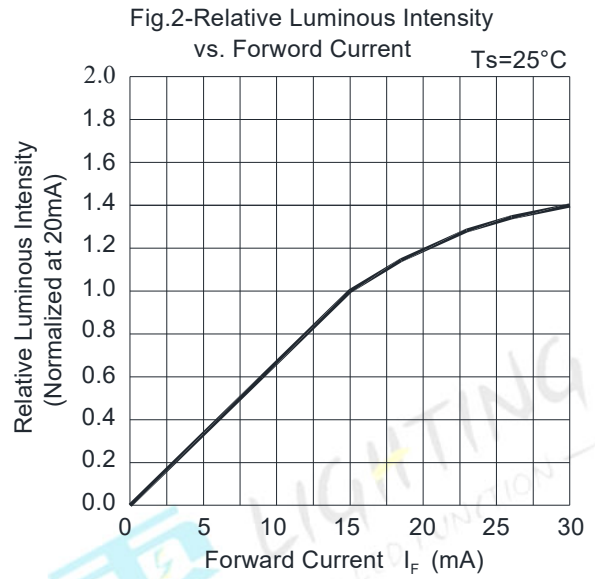
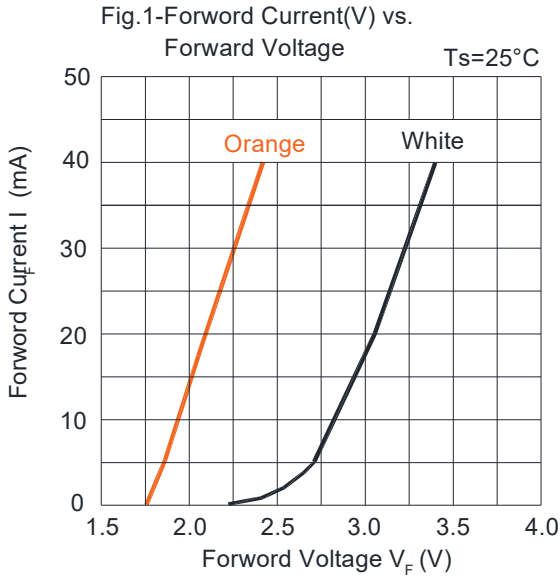
1. The value is based on driving current by 5mA.
2. Tolerance of Chromaticity Coordinates: ± 0.01



The C.I.E. 1931 Chromaticity Diagram



Typical Electro-Optical Characteristics Curves



Typical Electro-Optical Characteristics Curves

Fig.5-Forward Voltage Shift vs. Junction Temperature

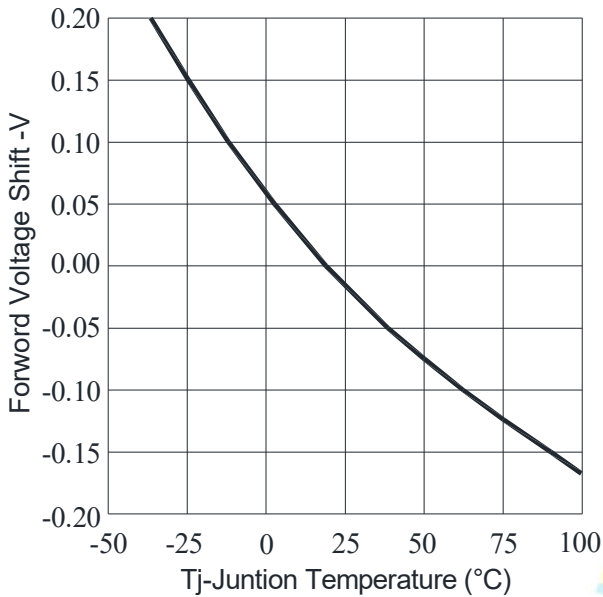
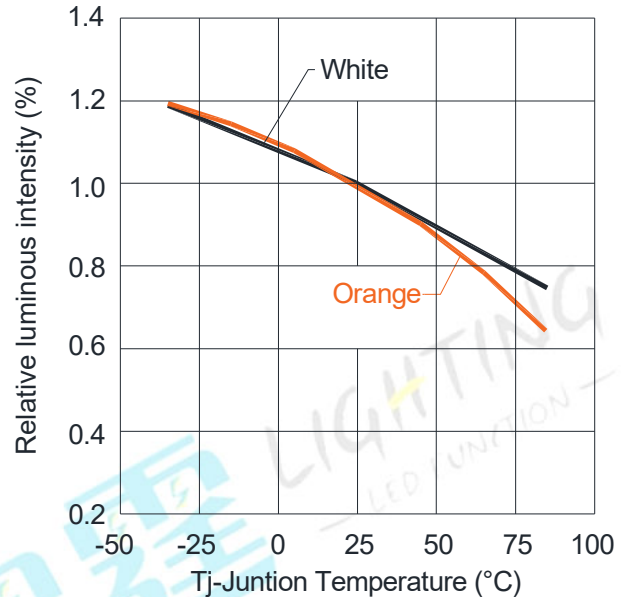
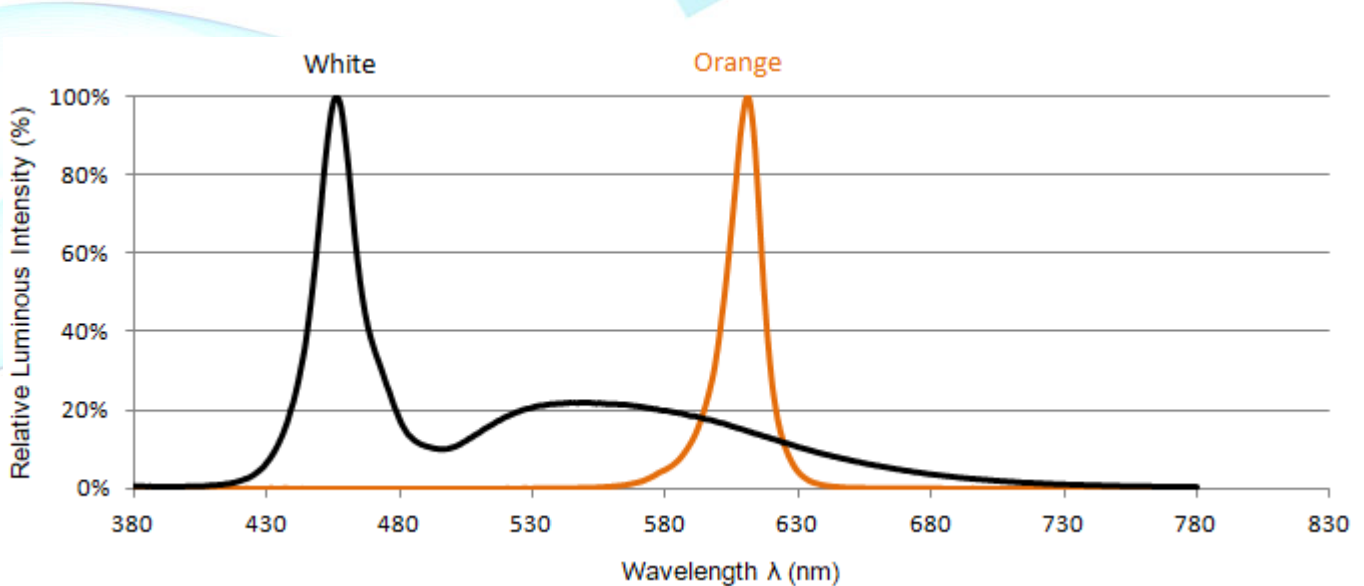


Fig.6-Relative Luminous Intensity vs. Junction Temperature



Spectrum Distribution



Moisture Resistant Packing Materials

Label Explanation



·QR code:

Contains all of the following information

·P/N: Product Number

·TYPE :Part NO.

·IV: Luminous Intensity Rank

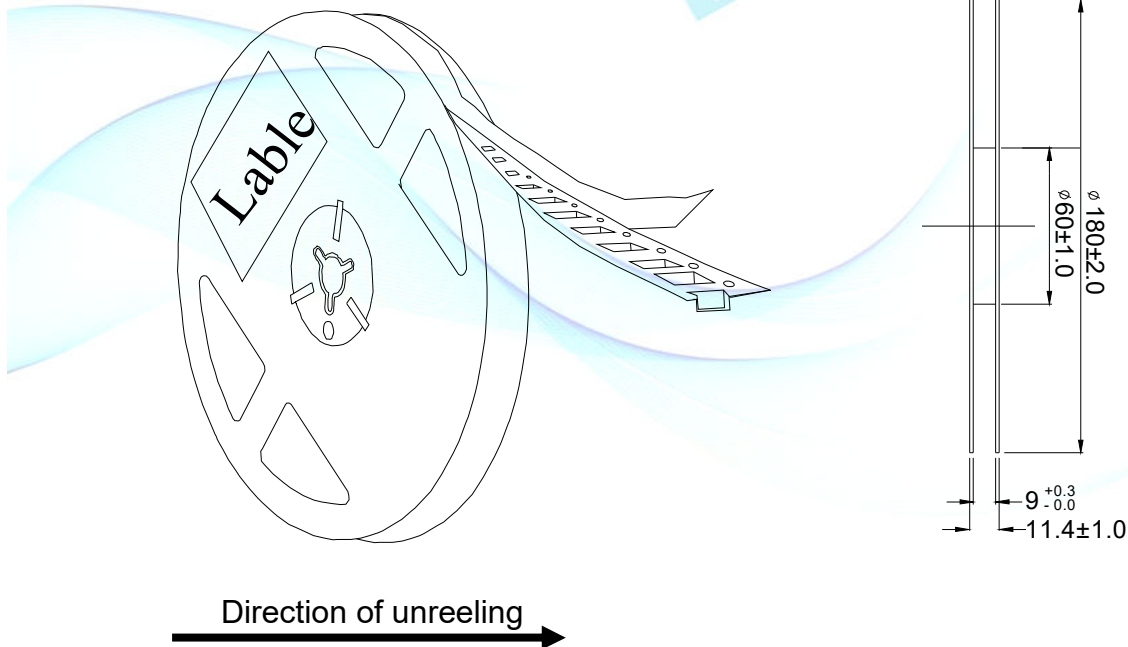
·WD: Chromaticity Coordinates Rank

·VF: Forward Voltage Rank

·QTY: Packing Quantity

·LOT NO.: Lot Number

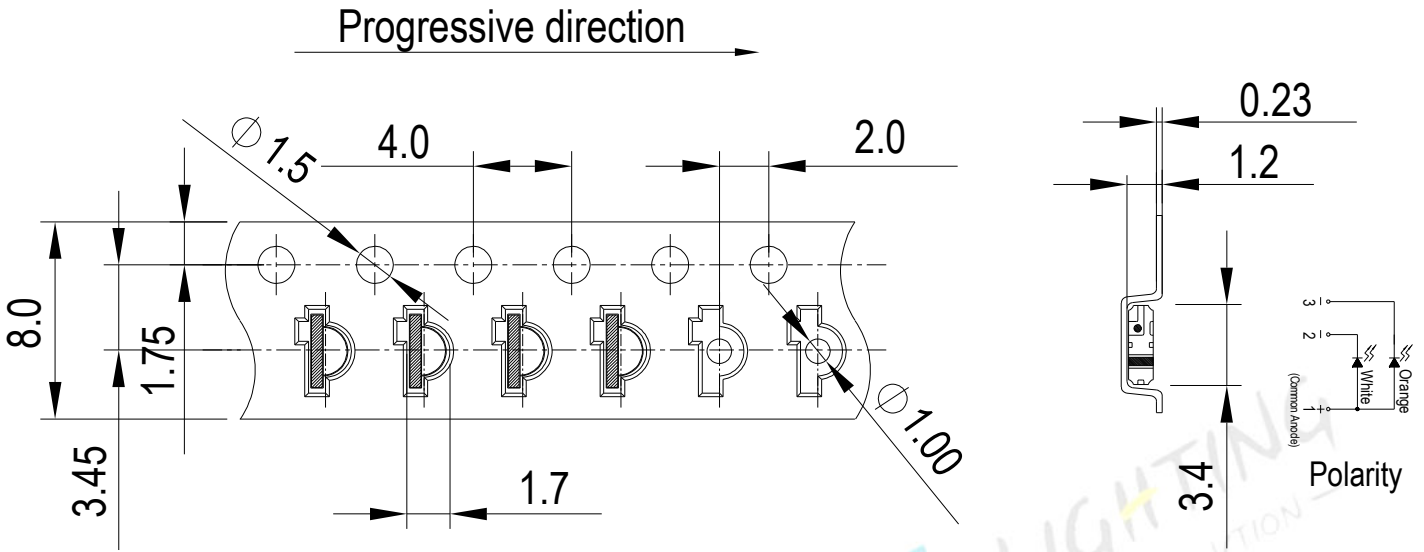
Taping method: Loaded Quantity 2,000 pcs Per Reel



Notes:

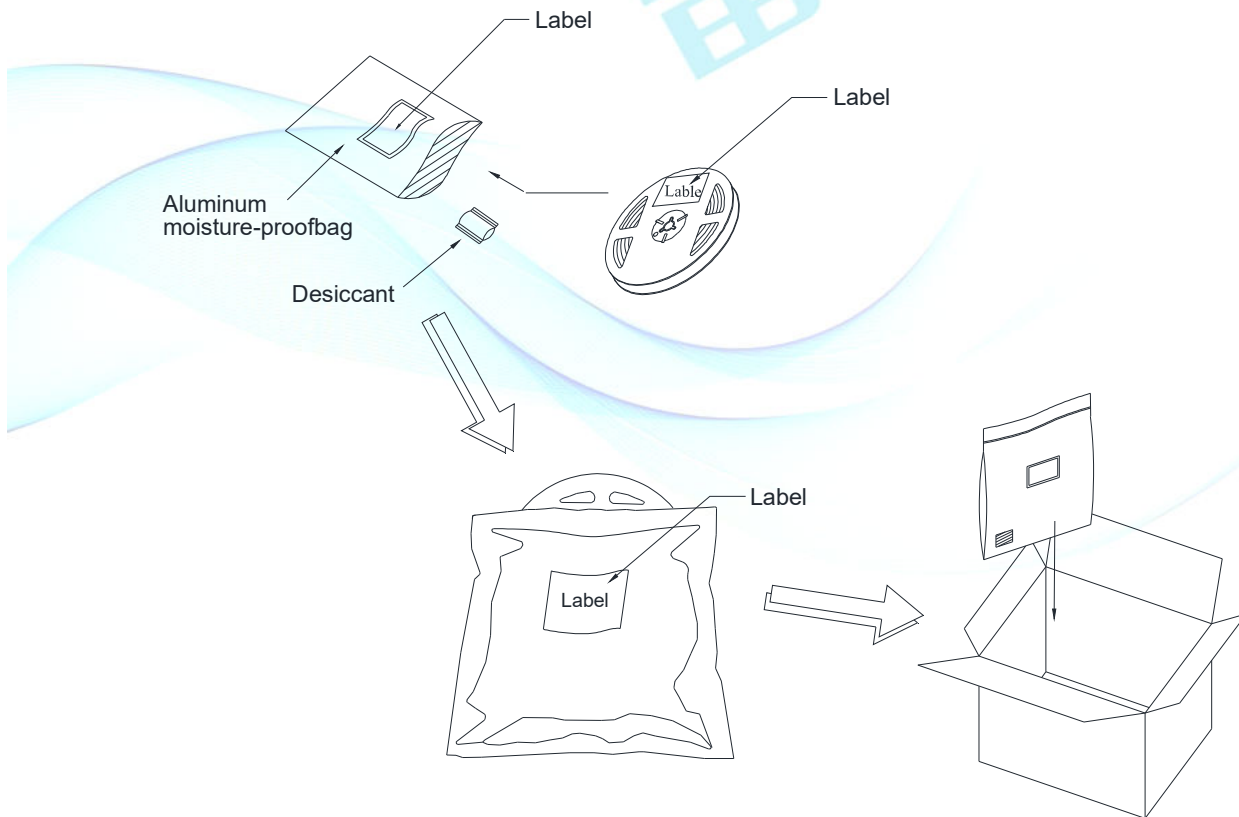
- 1.Tolerance unless mentioned is $\pm 0.1\text{mm}$, Unit = mm.
- 2.Minimum packing amount is 1000 pcs per reel.

Carrier Tape Dimensions:



Note:
Tolerance unless mentioned is ± 0.1 mm, Unit = mm.

Moisture Resistant Packing Process



Moisture/Reflow sensitivity classification

IPC / JEDEC J-STD-020C: Level 2

Reliability Test Items and Conditions

The reliability of products shall be satisfied with items listed below.

Confidence level : 90%

LTPD : 10%

No.	Items	Test Condition	Test Hours/Cycles	Sample Size	Ac/Re
1	Reflow Soldering	Temp.: 260°C/10sec.	6 Min.	22 PCS.	0/1
2	Thermal Shock	H : +100°C/5min ∫ 10 sec L : -10°C/5min	300 Cycles	22 PCS.	0/1
3	Temperature Cycle	H : +100°C/15min ∫ 5 min L : -40°C/15min	300 Cycles	22 PCS.	0/1
4	High Temperature/Humidity Storage	Ta=85°C,85%RH	1000 Hrs.	22 PCS.	0/1
5	Low Temperature Storage	Ta=-40°C	1000 Hrs.	22 PCS.	0/1
6	High Temperature Storage	Ta=100°C	1000 Hrs.	22 PCS.	0/1
7	DC Operation Life	Ta=25°C, I _F = 5 mA	1000 Hrs.	22 PCS.	0/1

Precautions for Use

1. Over-current-proof

Customer must apply resistors for protection; otherwise slight voltage shift will cause big current change (Burn out will happen).

2. Storage

2.1 Do not open moisture proof bag before the products are ready to use.

2.2 Before opening the package: The LEDs should be kept at 30°C or less and 90%RH or less.

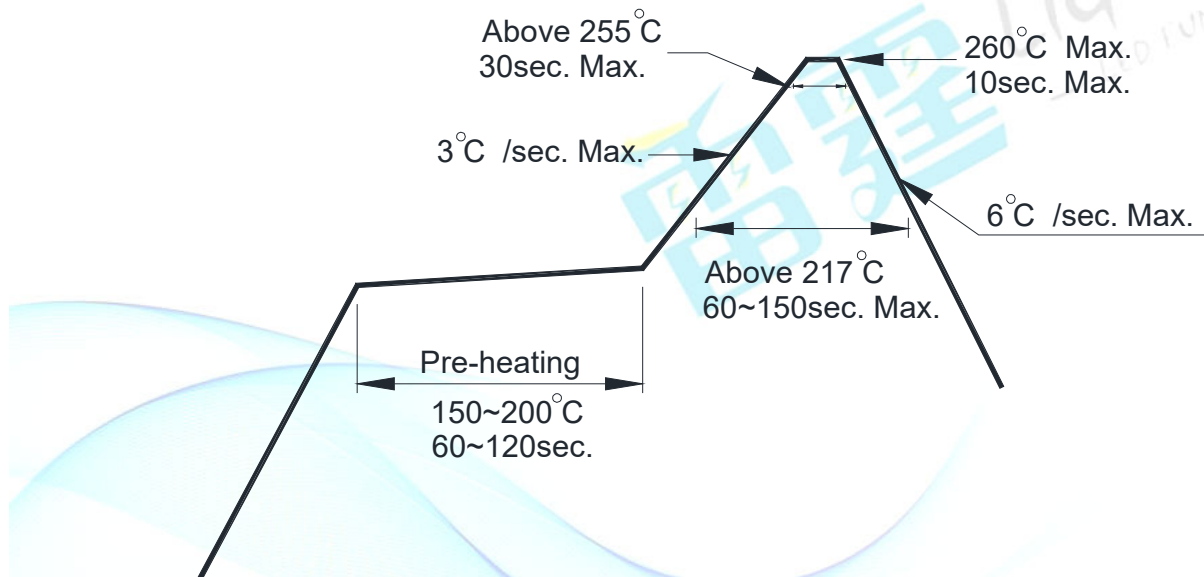
2.3 After opening the package: The LED's floor life is 1 year under 30°C or less and 60%RH or less. If unused LEDs remain, it should be stored in moisture proof packages.

2.4 If the moisture absorbent material (silica gel) has faded away or the LEDs have exceeded the storage time, baking treatment should be performed using the following conditions.

Baking treatment: 60±5°C for 24 hours.

3. Soldering Condition

3.1 Pb-free solder temperature profile



3.2 Reflow soldering should not be done more than two times.

3.3 When soldering, do not put stress on the LEDs during heating.

3.4 After soldering, do not warp the circuit board.

4. Soldering Iron

Each terminal is to go to the tip of soldering iron temperature less than 350°C for 3 seconds within once in less than the soldering iron capacity 25W. Leave two seconds and more intervals and do soldering of each terminal. Be careful because the damage of the product is often started at the time of the hand solder.

5. Repairing

Repair should not be done after the LEDs have been soldered. When repairing is unavoidable, a double-head soldering iron should be used (as below figure). It should be confirmed beforehand whether the characteristics of the LEDs will or will not be damaged by repairing.